

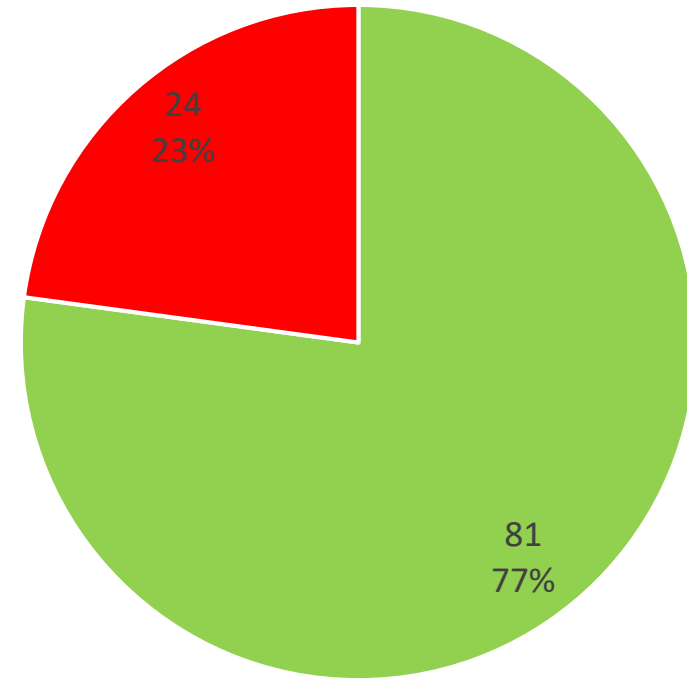
Arms Trade Treaty: Status of Reporting

**Sarah PARKER, Senior Policy Officer
01 September 2021**

Initial reports

Global statistics

	No.	%
States Parties	110	
Initial Reports due	105	95 % of States Parties
Initial Reports submitted	81	77 % of States Parties due to report
Initial Reports due but <u>not</u> submitted	24	23% of States Parties due to report



- States Parties that should have submitted an IR and DID
- States Parties that should have submitted an IR and DID NOT

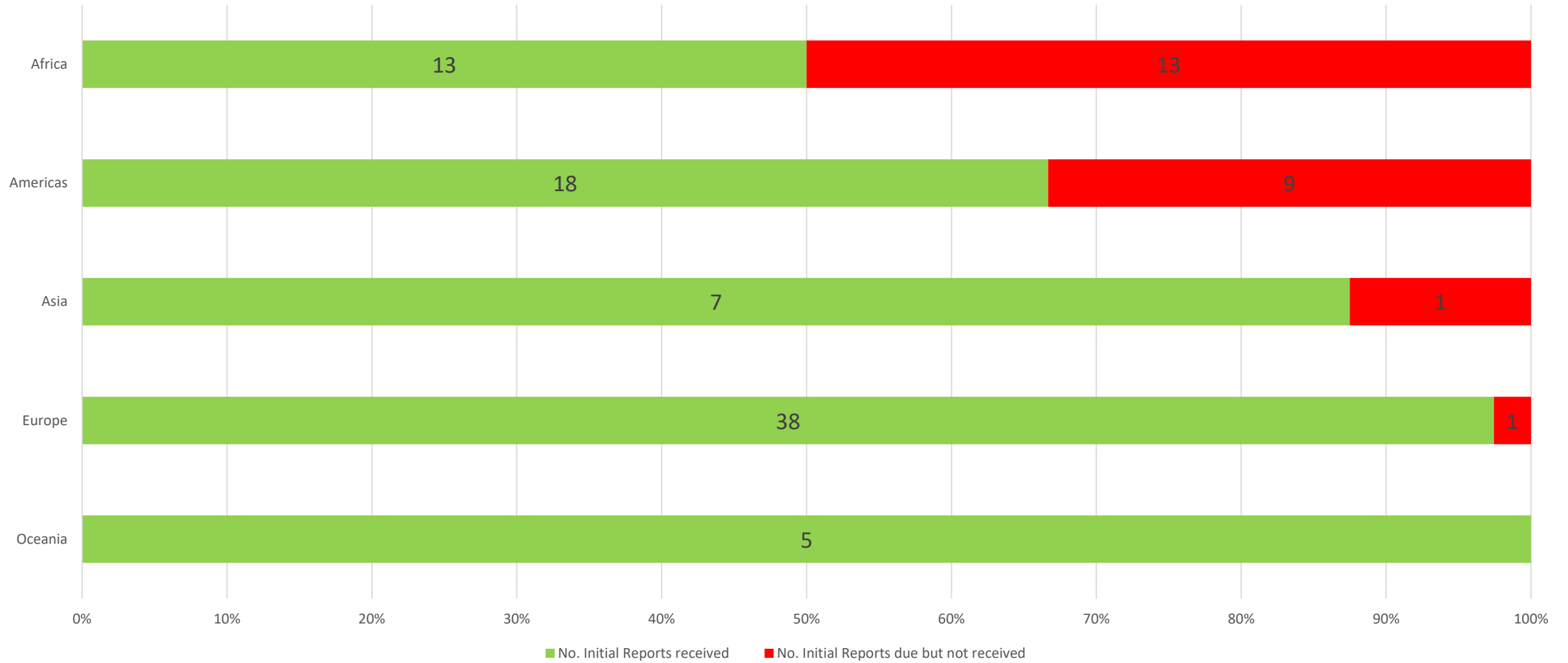
Initial reports

Global statistics (cont.)

	No.	%
Initial Reports not made public	17	21% of Initial Reports submitted
Initial Reports submitted on time	42	52% of Initial Reports submitted
Format of reports	67	84% use CSP2 endorsed reporting template
No. of updated Initial Reports	5	

Initial reports

Regional statistics



Annual reports

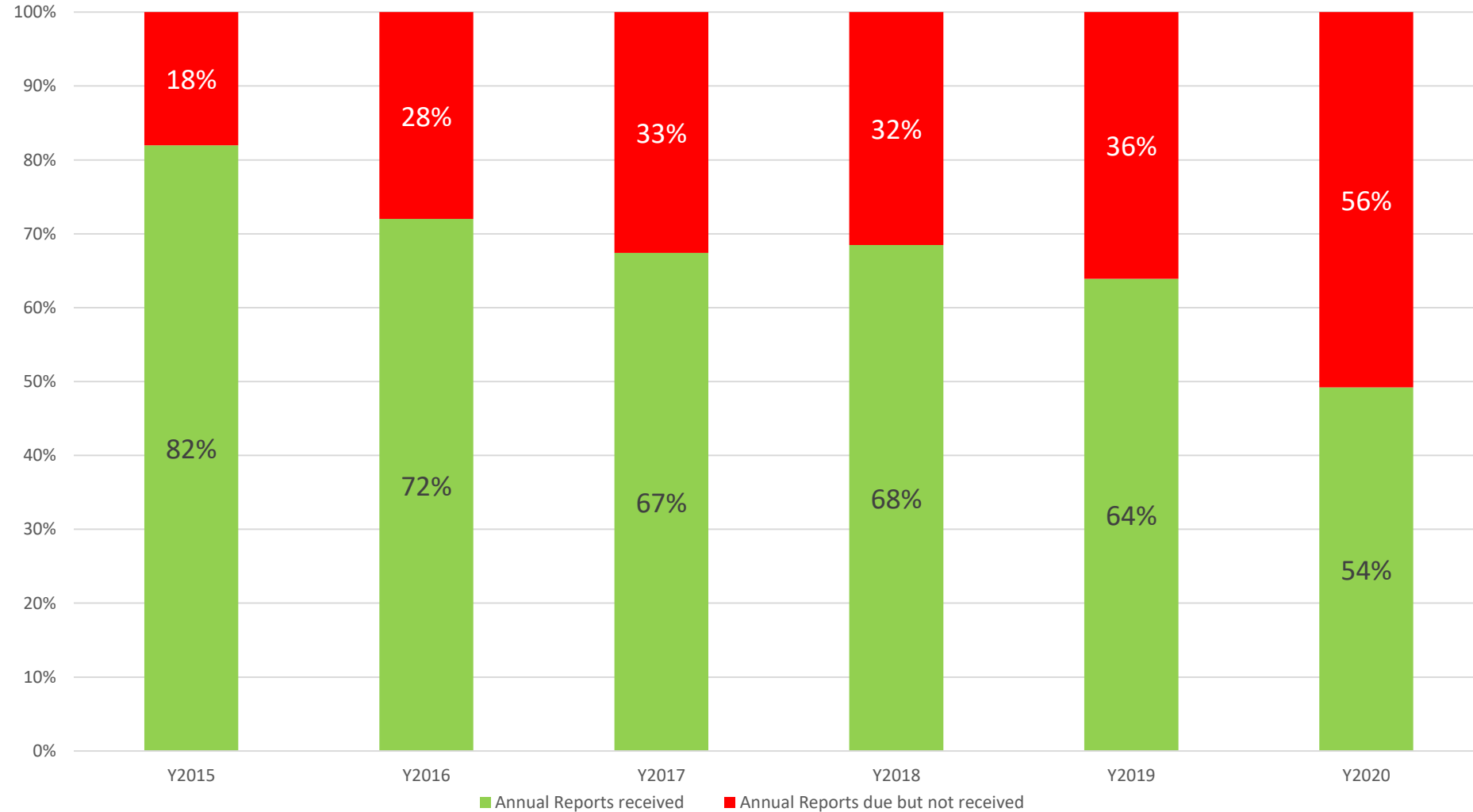
Global statistics

1	2	3	4	5	6	7
Year	Annual Reports due	Annual Reports submitted (and due)	Annual Reports submitted (and not due)	Annual Reports due but <u>not</u> submitted	Annual Reports not made public	Annual Reports submitted on time (< 7 days of 31 May deadline)
2015	61	51 (84%)	3	10 (16%)	2 (4%)*	30 (59%)*
2016	75	55 (73%)	1	20 (27%)	4 (7%)*	31 (56%)*
2017	89	60 (67%)		29 (33%)	5 (8%)	37 (62%)
2018	92	63 (68%)	1	29 (32%)	11 (17%)*	46 (73%)*
2019	97	62 (64%)	1	35 (36%)	14 (23%)*	37 (60%)*
2020	105	57 (54%)		48 (46%)	16 (28%)	46 (81%)

* Of Annual Reports due and submitted

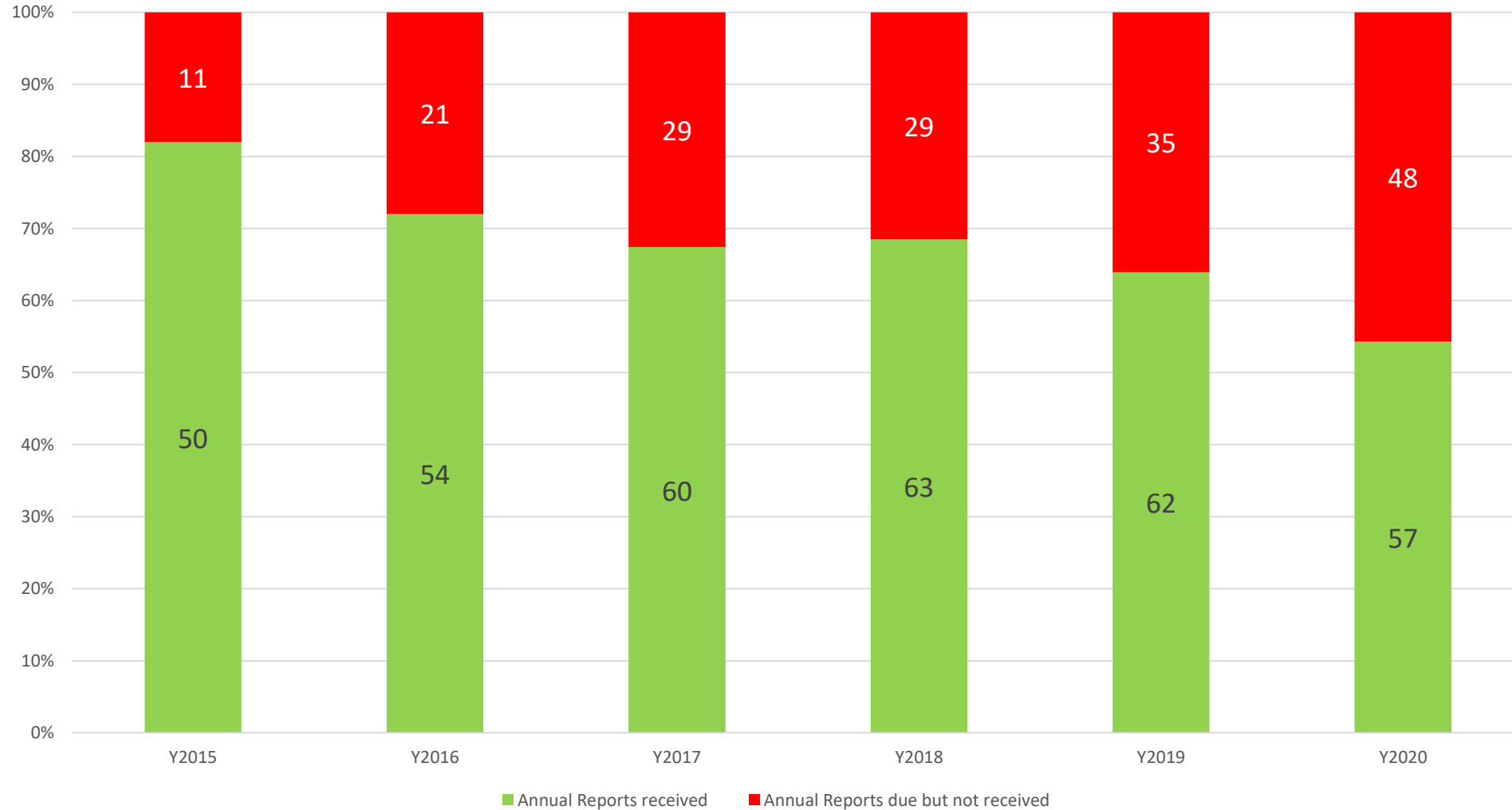
Annual reports 2015-2020

Global statistics (by %)



Annual reports 2015-2020

Global statistics (by no.)



Annual reports 2015-2020

Regional statistics

